

4th Promotional Workshop

Aquaculture in Greece

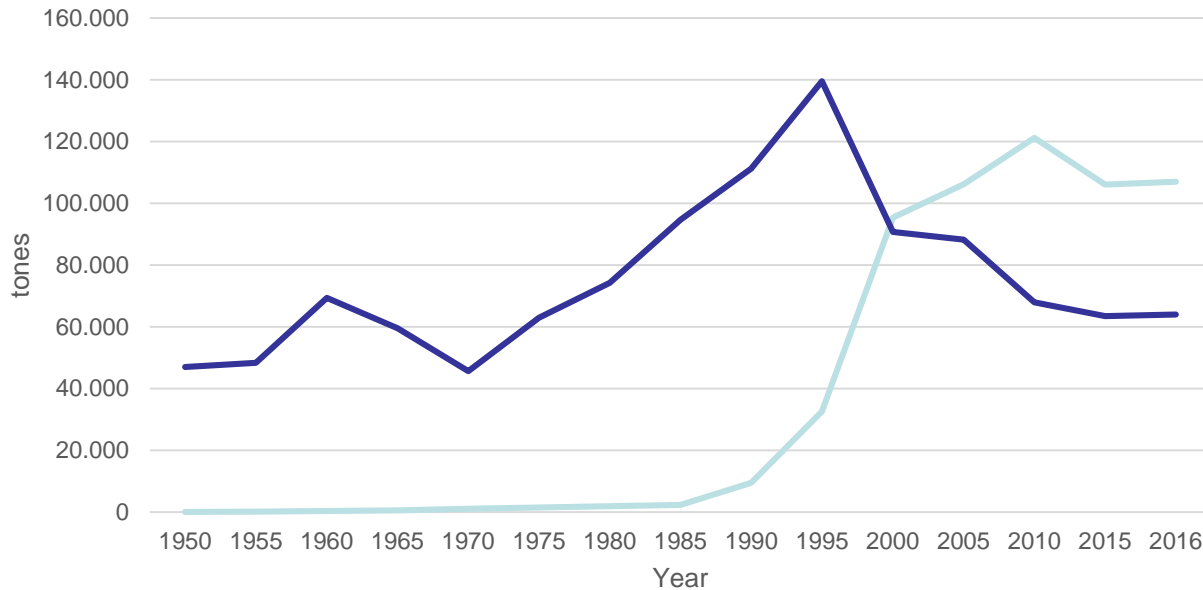
Facts & figures

Yannis Pelekanakis, FGM



Country profile: Seafood harvested in Greece

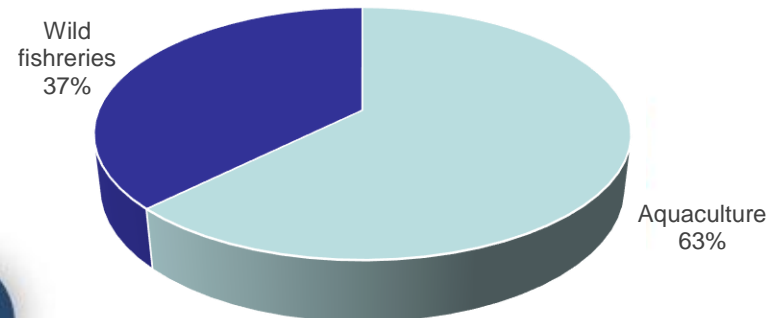
Seafood supply in Greece



Source: FAO, FGM

— Aquaculture — Fisheries

Seafood supply 2016



- **2/3 of the seafood harvested in Greece comes from aquaculture**

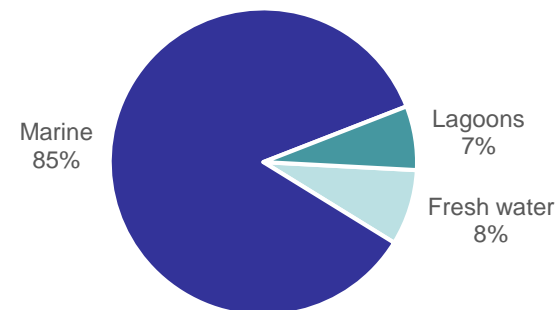


Country profile: aquaculture production

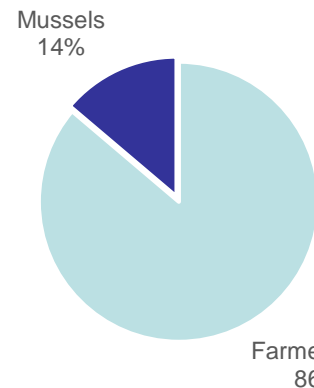
Country Profile 2016			
	Farms	Tones	Sales (million €)
Fresh water			
Trout	60	1.800	5,67
Carp	7	14	0,03
Salmon	2	0	0,00
European eels	4	271	2,38
Other	11	70	1,06
Subtotal 1	85	2.155	9.14
Marine species			
Sea bass & sea bream	336	112.680	609,6
Mussels	585	18.510	6.89
Subtotal 2	911	131.190	616,49
Inland (non-fed)	72	720	2,67
Subtotal 3	72	720	2,67
Grand total	1.068	134.065	628,30

Source: Minagric, FGM

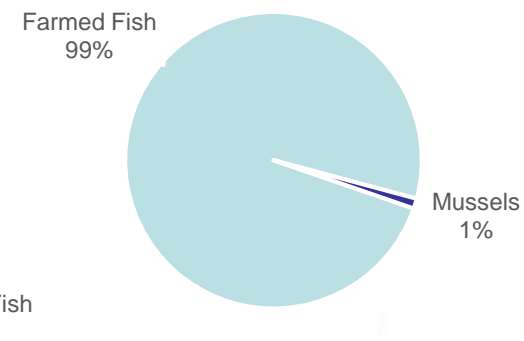
Spatial distribution



Production: volume



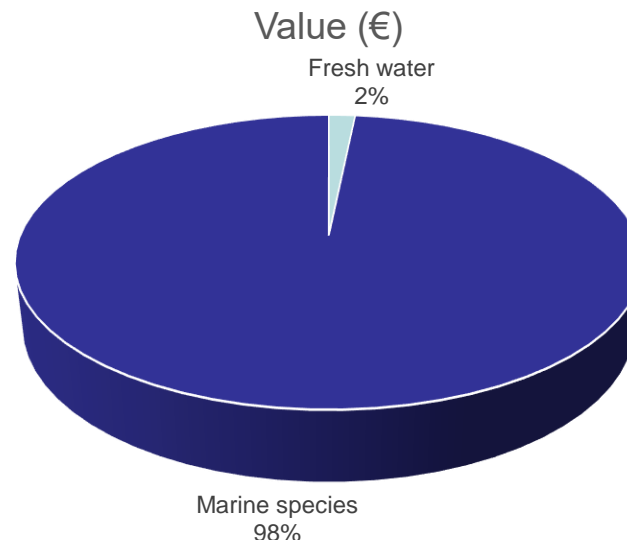
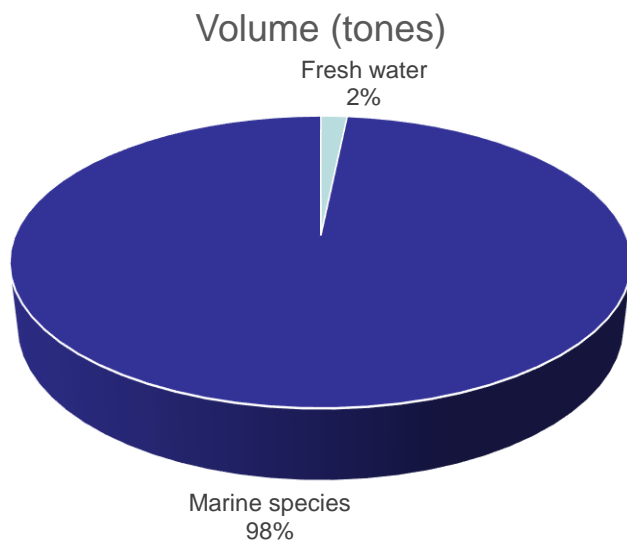
Production: value



- Fish farming is the most important aquaculture activity representing **86% of the volume** and **99% of the value** of total aquaculture production in Greece.



Country profile: fish farming



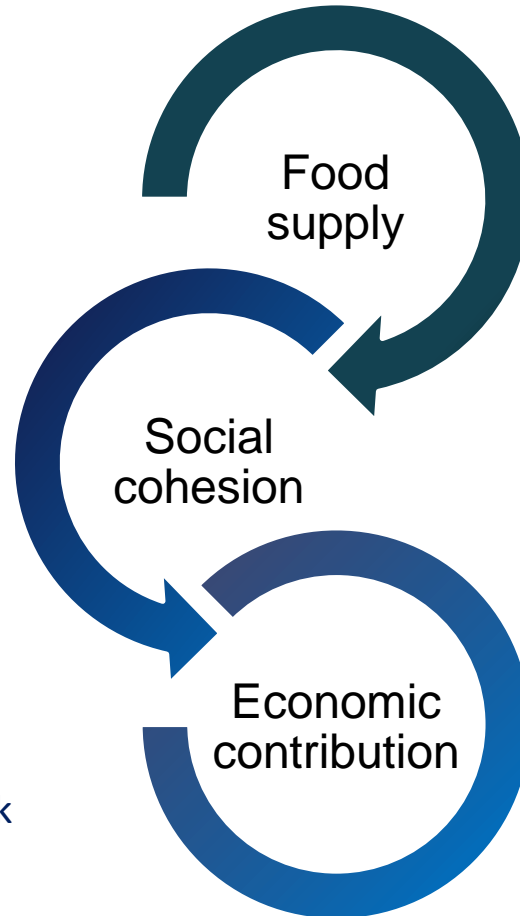
Source: Minagric, FGM

- **Marine fish farming** holds a dominant position representing 98% of the volume & value of farmed fish in Greece
- Greece ranks 2nd in terms of volume and value among the EU-28 in fish farming (following the UK)



country profile: marine fish farming

- 36 years of experience
- 110,000T of production
- Non-organic & organic
- Delivered to 32 countries
- 450 million meals annually



- €0,61 bn production value
- €0,5 bn exports value
- Ranks 1st in Greek livestock exports

- 63 companies
- Based in the Ionian and Aegean sea
- 12.000 employees in total



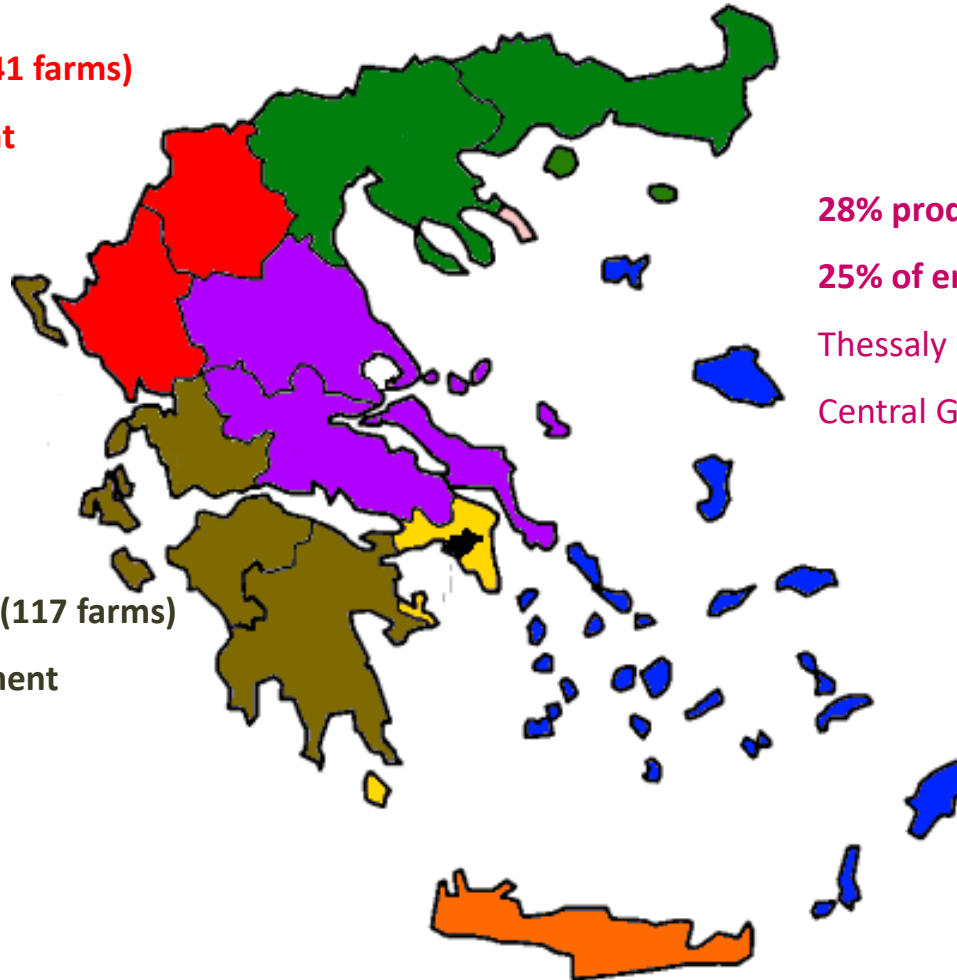


Marine fish farming: Spatial distribution & employment

12% production (41 farms)

7% of employment

Epirus



28% production (83 farms)

25% of employment

Thessaly &
Central Greece

38% production (117 farms)

43% of employment

Peloponnese
West Greece
Ionian Sea

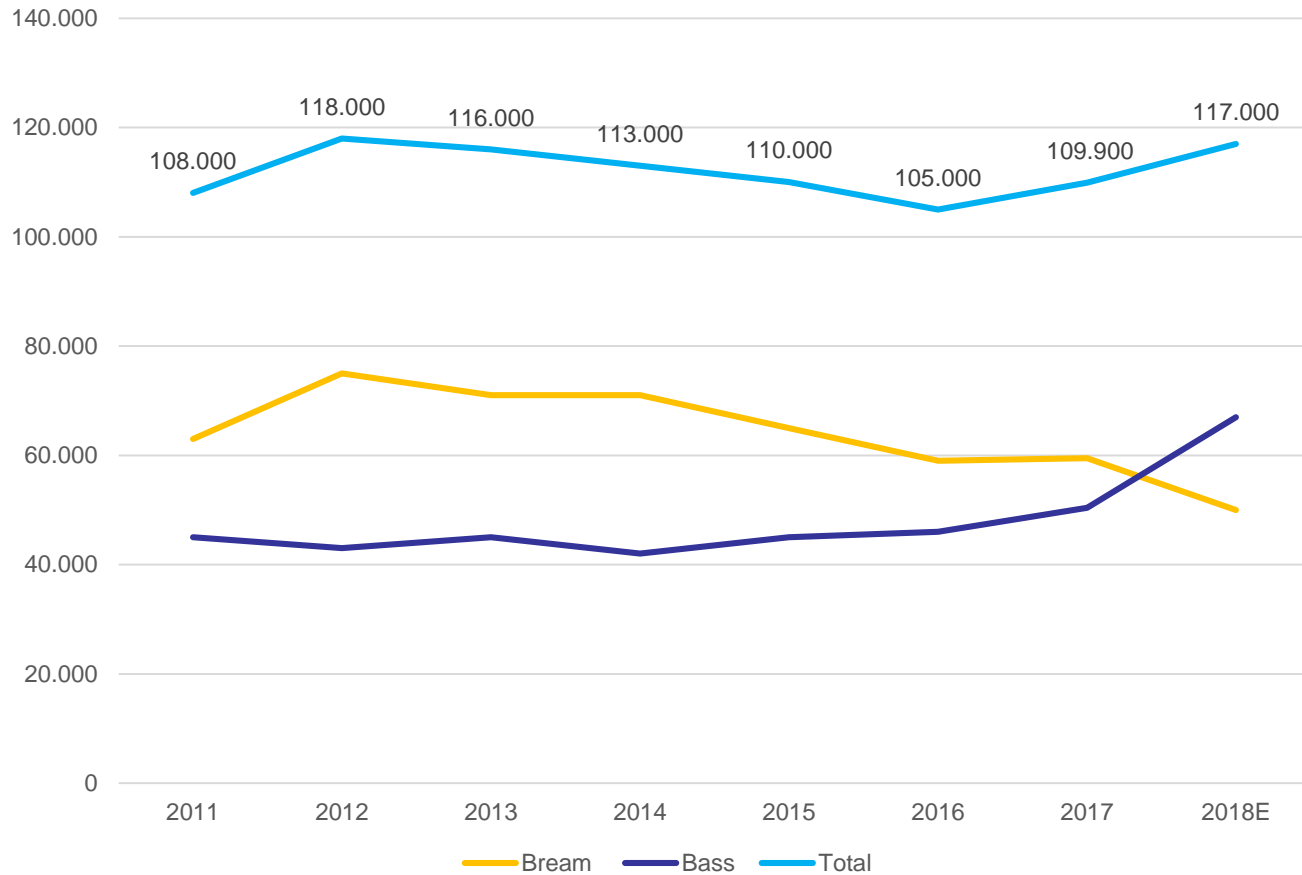
16% production (58 farms)

11% of employment

Aegean Sea



Supply of sea bass & sea bream



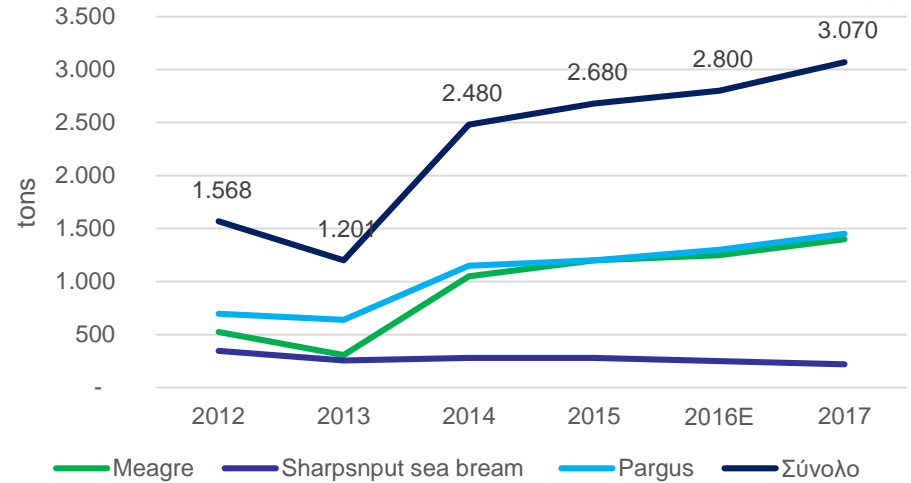
Greece 2017: 63% of EU supply, 29% of global supply



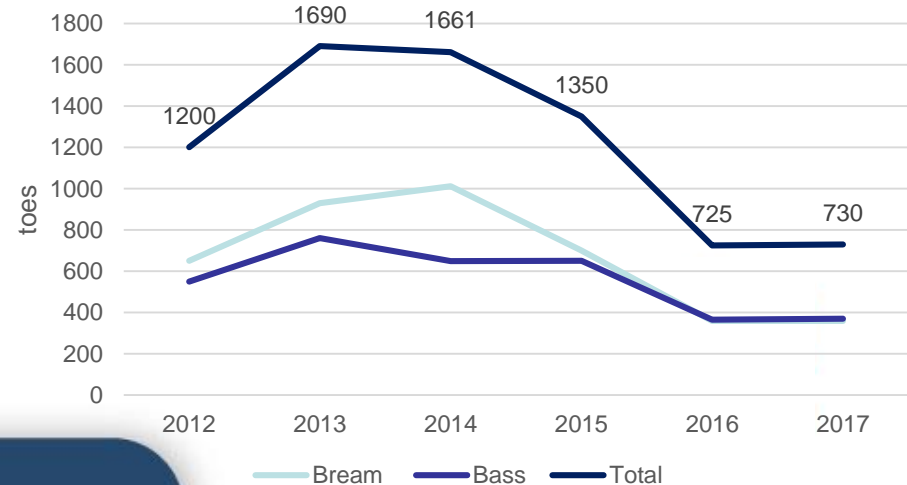
Marine fish farming: «new species» and organic farming

- 3% of Mediterranean fish farming
- Better market conditions

Other Mediterranean species



Organic farming

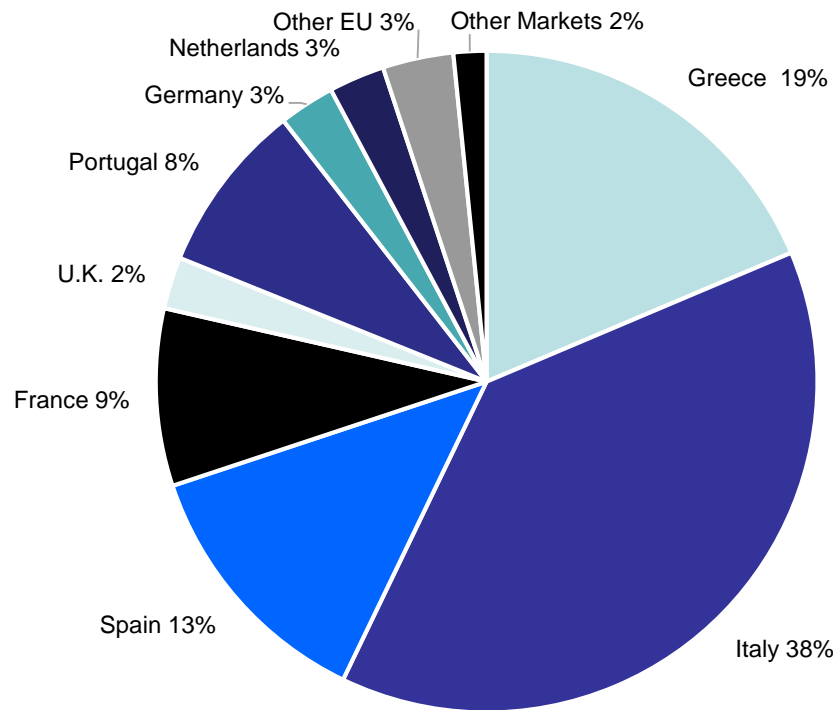


- Organic production stands for 0,7% of total bass and bream production
- Limited market



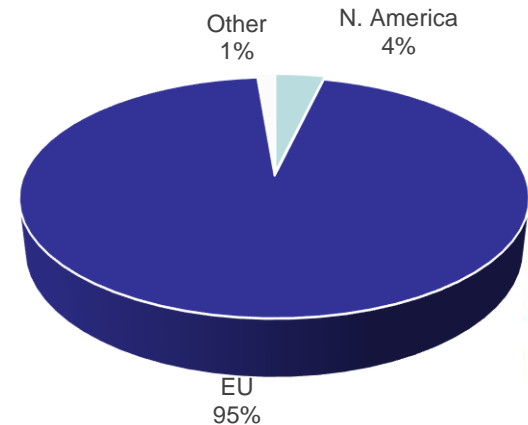
Supply of sea bass & sea bream

Market sales



- ✓ Domestic market stands for 20% of the total supply
- ✓ Approx. 80% of the production is exported
- ✓ 95% of exports are shipped in Europe
- ✓ Shipped to over 34 countries to Europe, USA, Canada, Asia, Middle East etc.

Exports





Producers Organization

- Newly recognized PO
- 21 producers, 80% of bass and bream production
- Main objective the implementation of marketing campaigns based on a brand name





THANK YOU!